

DJE - Asien I (EUR)

Capitalising on opportunities in Asia

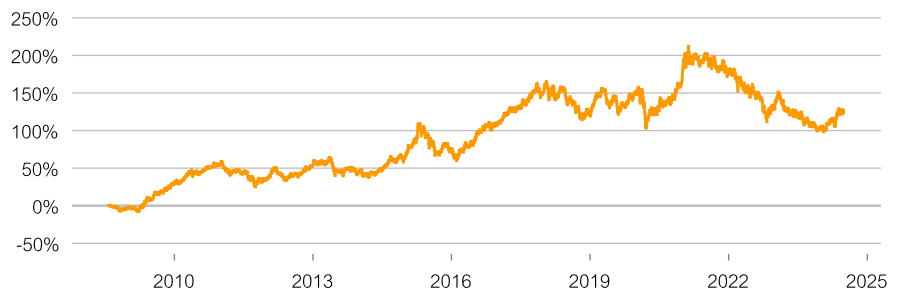
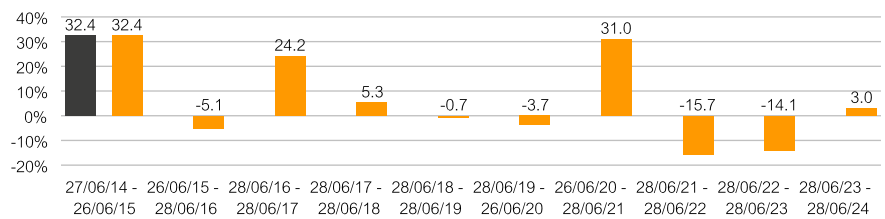
**Minimum Investment** 75,000 EUR**Fund Facts**

ISIN	LU0374456811
WKN	A0Q5K0
Bloomberg	DJASHDI LX
Reuters	LU0374456811.LUF
Asset Class	Fund Asia-Pacific Equity
Minimum Equity	51%
Partial Exemption of Income ¹	30%
Investment Company ²	DJE Investment S.A.
Fund Management	DJE Kapital AG
Type of Share	retention ²
Financial Year	01/01 - 31/12
Launch Date	01/08/2008
Fund Currency	EUR
Fund Size (28/06/2024)	92.95 million EUR
TER p.a. (29/12/2023) ²	1.97%

This sub-fund/fund promotes ESG features in accordance with Article 8 of the Disclosure Regulation (EU Nr. 2019/2088).³

Ratings & Awards⁴ (28/06/2024)**Morningstar Rating Overall⁵** ★★**Investment Strategy**

DJE - Asien invests primarily in solid companies with promising growth prospects in the Asia-Pacific region. The fund management seeks to identify investments with attractive valuations and shareholder-friendly corporate policies such as capital returns and share buybacks (total shareholder return). The fund allocation is independent from market benchmark and uses decades of experience and in-depth Asian expertise of DJE research team to deliver a positive performance.

Performance in % since inception (01/08/2008)**Rolling Performance over 10 Years in %****Performance in %**

	MTD	YTD	1 Yr	3 Yrs	5 Yrs	10 Yrs	SI
Fund	1.89%	9.95%	3.05%	-25.37%	-5.86%	53.54%	125.75%
Fund p.a.	-	-	-	-9.29%	-1.20%	4.38%	5.25%

Source for all performance data: Anevis Solutions GmbH, own illustration. As at: 28/06/2024.

The Funds are actively managed by DJE and, where a benchmark index is indicated, without reference to it. The presented charts and tables concerning performance are based on our own calculations according to the gross performance (BVI) method² and illustrate past development. Past performance is not indicative for future returns. The BVI method takes into account all costs incurred at the fund level (e.g. management fees), the net performance and the issue fee. Additional individual costs may be incurred at the customer level (e.g. custodian fees, commission and other charges). Model calculation (net): an investor wishes to purchase shares for Euro 1,000. With a maximum issue surcharge of 0.00% , he has to spend a one-off amount of Euro 0.00 when making the purchase. In addition, there may be custodian costs that reduce performance. The custodian costs are decided by your bank's price list and service charges

1 | The fiscal treatment depends on the personal circumstances of the respective client and can be subject of change in the future.

2 | see also on (www.dje.de/DE_en/fonds/fondswissen/glossar)

3 | see also on (www.dje.de/en-de/company/about-us/invest-sustainably/)

4 | Awards and many years of experience do not guarantee investment success. Sources on homepage (<https://www.dje.de/en-de/company/about-us/awards--ratings/>)

5 | see page 4

DJE - Asien I (EUR)

Capitalising on opportunities in Asia

**Asset Allocation in % of Fund Volume**

Stocks	97.09%
Cash	2.91%

As at: 28/06/2024.

The asset allocation may differ marginally from 100% due to the addition of rounded figures.

Country allocation total portfolio (% NAV)

Japan	29.90%
Cayman Islands	19.80%
Hong Kong	8.37%
Taiwan, Province Of China	8.34%
Republic of Korea	7.65%

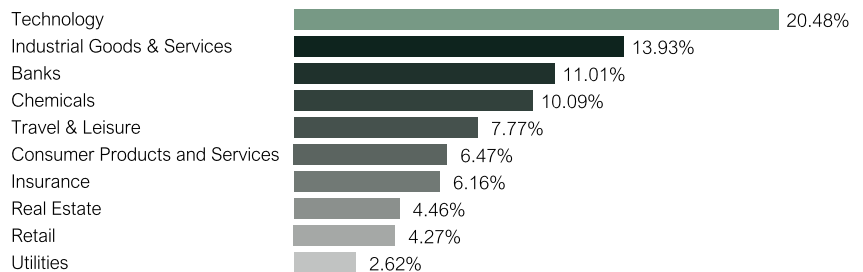
As at: 28/06/2024.

Fund Prices per 28/06/2024

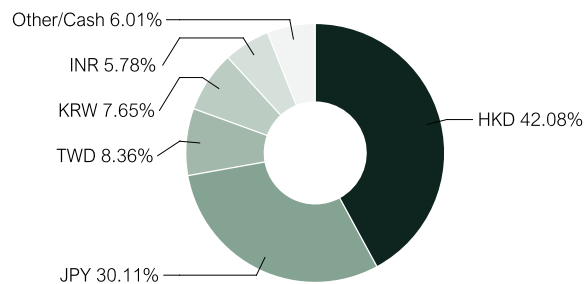
Bid	225.75 EUR
Offer	225.75 EUR

Fees¹

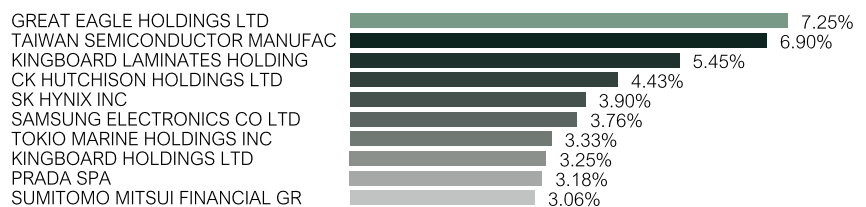
Initial Charge	0.00%
Management Fee p.a.	1.35%
Custodian Fee p.a.	0.06%

Top 10 Equity Sectors in % of Fund Volume

As at: 28/06/2024.

Currency Exposure (% NAV)

Data: Anevis Solutions GmbH, own illustration. As at: 28/06/2024. Note: Cash position is included here because it is not assigned to any country or currency.

Top Ten Holdings in % of Fund Volume

As at: 28/06/2024. When buying a fund, one acquires shares in the said fund, which invests in securities such as shares and/or in bonds, but not the securities themselves.

Risk Measures¹

Standard Deviation (2 years)	13.67%	Maximum Drawdown (1 year)	-11.40%
Value at Risk (99% / 20 days)	-8.99%	Sharpe Ratio (2 years)	-0.53

As at: 28/06/2024.

Target Group**The Fund is Suitable for Investors**

- + with a medium to long-term investment horizon
- + who seek to focus their equity investments on stocks that pay dividends
- + who wish to reduce risk compared to a direct investment

The Fund is not Suitable for Investors

- with a short-term investment horizon
- who seek safe returns
- who are not prepared to accept increased volatility

¹ | See Key Information Document (PRIIPs KID) under <https://www.dje.de/en-de/investment-funds/productdetail/LU0374456811#downloads>

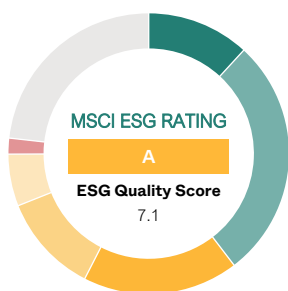
DJE - Asien I (EUR)

Capitalising on opportunities in Asia



Evaluation by MSCI ESG Research

MSCI ESG Rating (AAA-CCC)	A
ESG Quality Score (0-10)	7.1
Environmental score (0-10)	5.7
Social score (0-10)	5.9
Governance score (0-10)	5.3
ESG Rating compared to Peer Group (100% = best value)	72.19%
Peer Group	Equity Asia Pacific ex Japan (694 Funds)
ESG Coverage	76.77%
Weighted Average Carbon Intensity (tCO ₂ e / \$M sales)	125.50



AAA	11.83%	BB	5.98%
AA	27.77%	B	1.83%
A	17.92%	CCC	0.00%
BBB	11.43%	Not Rated	23.23%

ESG Rating What it means

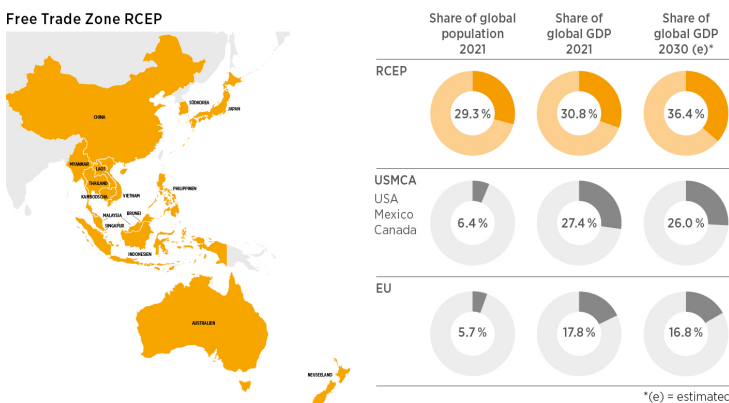
AAA, AA	Leader: The companies that the fund invests in show strong and/or improving management of financially relevant environmental, social and governance issues. These companies may be more resilient to disruptions arising from ESG events.
A, BBB, BB	Average: The fund invests in companies that show average management of ESG issues, or in a mix of companies with both above-average and below-average ESG risk management.
B, CCC	Laggard: The fund is exposed to companies that do not demonstrate adequate management of the ESG risks that they face, or show worsening management of these issues. These companies may be more vulnerable to disruptions arising from ESG events.
Not Rated	Companies in the fund's portfolio that are not yet rated by MSCI, but these are rated as part of our own analysis.

Source: MSCI ESG Research as at 28/06/2024
 Information on the sustainability-relevant aspects of the funds can be found at www.dje.de/en-de/company/about-us/Invest-sustainably/

Investment Approach

DJE - Asien invests primarily in companies with attractive and promising business models from the Asia-Pacific region. The RCEP free trade zone (Regional Comprehensive Economic Partnership), which was established in 2020, is the largest in the world in terms of its share of global GDP and is expected to contribute to the region's dynamic growth (see chart). The fund allocation is based on our proprietary fundamental top-down (FMM methodology) and bottom-up analysis. We believe that the combination of global macroeconomic analysis along with bottom-up security selection is essential to balance opportunities and risks. The focus of the fund is companies with attractive revenue and earnings growth, stable earnings, potential for innovation and a leading competitive position. The fund management allocates across regions, countries, and sectors of the Asian economic area, independent from any market benchmarks.

Dynamic growth region Asia



Source: Weltbank, World EconomicsAs at: 2022

Opportunities

- + Excellent demographic developments make long-term growth in investments in Asia possible
- + The conditions for expansion in many Asian domestic economies, such as China, continue to exist
- + Traditionally higher dividend payments mean that the fund can take advantage of the compounding effect of reinvested dividends

Risks

- Equity prices may exhibit relatively strong fluctuations depending on market conditions
- Currency risks resulting from a high proportion of foreign investments
- Issuer country and credit risks

DJE - Asien I (EUR)

Capitalising on opportunities in Asia

**Fund Manager****Dr. Jan Ehrhardt**

Responsible Since 01/08/2008

Dr Jan Ehrhardt is Deputy CEO of DJE with responsibility for Research & Portfolio Management and Wealth Management. As a fund manager, he is also responsible for DJE's dividend strategies. The business economist graduated with a PhD from the University of Wuerzburg.

**Stefan Breintner**

Responsible Since 15/07/2024

Stefan Breintner is Head of Research & Portfolio Management and, as an analyst, is responsible for the basic materials, chemicals, energy and construction & materials sectors. Since 2019, he has also been co-fund manager of DJE's dividend strategies. The business economist has been with DJE since 2005.

DJE Kapital AG

DJE Kapital AG is part of the DJE Group, can draw on 50 years of experience in asset management and is today one of the leading bank-independent financial service providers in German-speaking Europe. Our investment strategy, both in equities and bonds, is based on the FMM method developed in-house: a systematic analysis which takes three views on securities and the financial markets – fundamental, monetary and market-technical. DJE follows sustainability criteria when selecting securities, takes into account selected sustainable development goals, avoids or reduces adverse sustainability impacts and is a signatory to the United Nations "Principles for Responsible Investment".

Signatory of:

**Contact**

DJE Investment S.A.
+352 2692522-0
info@dje.lu
www.dje.lu

DJE Kapital AG
+49 89 790453-0
info@dje.de
www.dje.de

Monthly Commentary

The Asian stock markets performed largely positively in June. The markets in Taiwan, India, South Korea and Japan, among others, performed favourably. On the other hand, the stock markets in Shanghai and Hong Kong were particularly disappointing. Growth in China could stabilise and gain some momentum. This is indicated by a moderate increase in retail sales and continued stable investment growth. Expectations are pinned on the so-called "Third Plenum" of the Communist Party in July, which usually focuses on economic targets, possible structural reforms and measures. Against this backdrop, the DJE - Asien rose by 1.89%. The sub-sectors of the Asian investment region performed positively for the most part. The industrials sector (overweighted in the fund), consumer staples (underweighted in the fund) and utilities (underweighted in the fund) performed best in relative terms. The sectors that performed worst in relative terms were healthcare (underweighted in the fund), telecommunications (underweighted in the fund) and technology (underweighted in the fund). Overall, the sector weighting had a negative impact on the fund's price performance compared to the benchmark index. At individual stock level, the highest performance contributions came from the positions Taiwan Semiconductor Manufacturing Company (semiconductors, Taiwan), SK Hynix (semiconductors, South Korea) and Samsung Electronics (semiconductors and consumer electronics, South Korea). By contrast, the positions Hon Kwok Land Investment (property development, Hong Kong), Great Eagle Holdings (property development/hotels, Hong Kong) and Prada (luxury goods, Italy), among others, had a negative impact. The fund management adjusted the fund's allocation over the course of the month: The overweight in the consumer goods sector was increased. The overweight was reduced in the retail, real estate, chemicals, travel & leisure and commodities sectors. The underweight was reduced in the technology, financial services, energy and healthcare sectors. At country level, the proportion of Japanese, Indian and South Korean stocks in particular rose, while the proportion of Chinese and Hong Kong stocks fell. As a result of the adjustments, the fund's equity allocation rose from 94.49% to 97.09%.

Legal Information

This is a marketing advertisement. Please read the prospectus of the relevant fund and the key information document (PRIIPs KID) before making a final investment decision. This also contains detailed information on opportunities and risks. These documents can be obtained free of charge in German at www.dje.de under the relevant fund. A summary of investor rights can be accessed in German free of charge in electronic form on the website at www.dje.de/summary-of-investor-rights. The Funds described in this Marketing Announcement may have been notified for distribution in different EU Member States. Investors should note that the relevant management company may decide to discontinue the arrangements it has made for the distribution of the units of your funds in accordance with Directive 2009/65/EC and Article 32a of Directive 2011/61/EU. All information published here is for your information only, is subject to change and does not constitute investment advice or any other recommendation. The sole binding basis for the acquisition of the relevant fund is the above-mentioned documents in conjunction with the associated annual report and/or the semi-annual report. The statements contained in this document reflect the current assessment of DJE Kapital AG. The opinions expressed may change at any time without prior notice. All information in this overview has been provided with due care in accordance with the state of knowledge at the time of preparation. However, no guarantee or liability can be assumed for the correctness and completeness.

5 | Morningstar, Inc. All Rights Reserved. The information contained herein: (1) is proprietary to Morningstar and/or its content providers; (2) may not be copied or distributed; and (3) is not warranted to be accurate, complete or timely. Neither Morningstar nor its content providers are responsible for any damages or losses arising from any use of this information. Past performance is no guarantee of future results.